



Logo Placements

8029 FlexiWork, Neon Vest

Recommended logo placements





Heat seal & Embroidery

- 1 Left breast
- 3 Right breast
- 6 Back, 12 cm below neck seam
- 63 Back, bottom of logo in line with end of side seam

Placements 1 and 3

Middle of logo

Size	X(cm)
XS	20
S	21
M	22
L-XL	23
2XL-3XL	24





 Add
 B after the placement and it will be below the (1B)
 Y and it will be turned from bottom to top
 Z after the placement and it will be turned from top to bottom

Max size	Heat seal	Embroidery
1	100x100	100x70
3	100x100	100x70
6	280x260	270x170
63	280x260	270x170

