


QUICK START HXL



- 1 On/off switch, transport lock
- 2 Status-/Battery voltage display "BATT-ON"
- 3 Operating modes button "MODE"
- 4 Operating mode status "PULSE"
- 5 Tripod adapter 1/4"
- 6 Stand with rotatable foot


Hultafors

QUICK START

HXL

Switching on/off



ON:

Turn the on/off switch to the left (ON position) and the pendulum unit will be released. The instrument will level itself automatically within the specified inclination range.

OFF:

Turn the on/off switch to the right (OFF position) and the pendulum unit will be locked.

1

PULSE mode

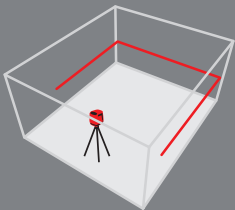


To detect the laser lines in great distances or in unfavourable environmental conditions use the PULSE operating mode.

Using the PULSE mode can save energy and extend battery life by up to 60%, if a particularly good visibility of the laser lines is not required.

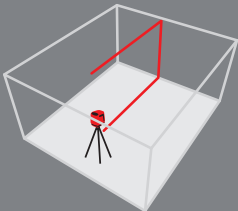
2

Horizontal leveling



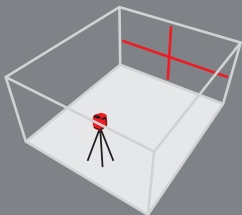
3

Vertical leveling



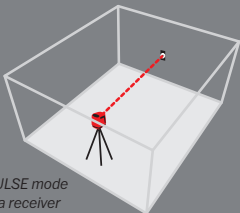
4

Cross leveling



5

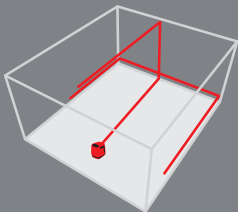
Working at distance



*In PULSE mode
use a receiver
(part no. 409091)*

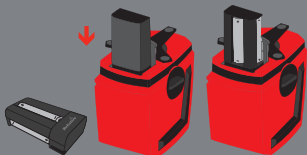
6

90° angle



7

Quick battery replacement



8



IP54

Please find the operating instructions on
hultafors.com

Hultafors

Hultaforsvägen 21 | Hultafors | Sverige

Phone +46 (0)33 723 75 50 | info@hultaforsgroup.se

hultafors.com



Art.no. 409120