

QUICK START PXL



- 1 On/off switch, transport lock
- 2 Status/battery voltage display
"BATT-ON"
- 3 Operating modes button "MODE"
- 4 Operating mode "PULSE"
- 5 Battery compartment cover


Hultafors

Switching on/off



ON:

Turn the on/off switch to the right (ON position) and the pendulum unit will be released. The instrument will level itself automatically within the specified inclination range.

OFF:

Turn the on/off switch to the left (OFF position) and the pendulum unit will be locked.

1

PULSE mode



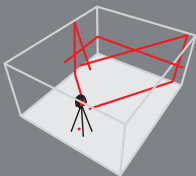
The hand-held receiver can be used to detect the laser lines at even greater distances or in unfavourable environmental conditions. To do so, use the PULSE operating mode.

Using the PULSE mode can save energy and extend battery life by up to 60%.

In PULSE mode use a receiver (part no. 409091)

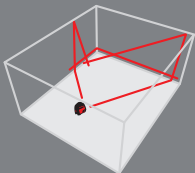
2

Horizontal and vertical leveling



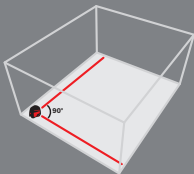
3

Interior design with a 90° angle



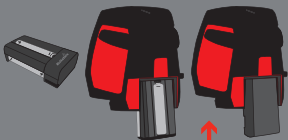
4

Interior design with a 90° angle



5

Quick battery replacement



6



IP54

Please find the operating instructions on
hultafors.com

Hultafors

Hultaforsvägen 21 | Hultafors | Sverige

Phone +46 (0)33 723 75 50 | info@hultaforsgroup.se

hultafors.com



Art.no. 409130